
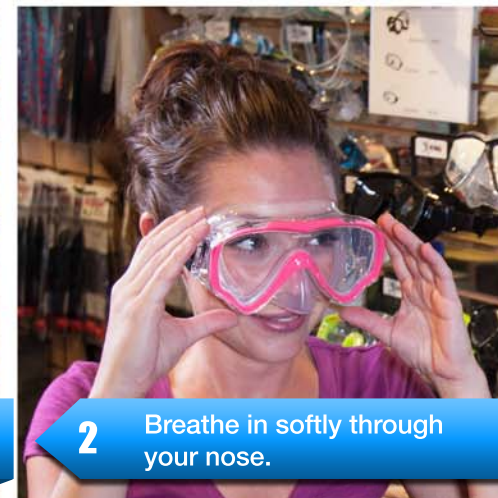


# THE MASK TEST

Follow these simple rules to find your perfect fit



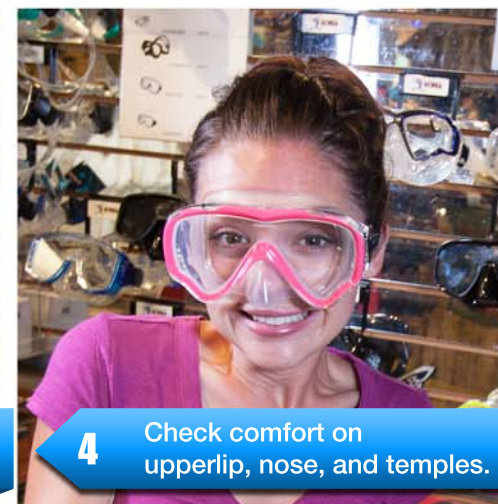
**1** Hold the mask gently against your face.



**2** Breathe in softly through your nose.



**3** While breathing in through your nose, let go with hands.



**4** Check comfort on upperlip, nose, and temples.

## MUST HAVES & UPGRADES



Neoprene Mask Strap



Mask Defog



Optical Inserts



Prescription Lenses



Mirror Lenses



Softer Silicone

## TOP 3 MASK TIPS

- 1** You must scrub the interior lense after purchase with toothpaste or a non-abrasive cleaner to prevent unwanted fogging.
- 2** Over-tightening a mask will cause mask leakage.
- 3** Bugs eat silicone! Make sure to store your mask in a plastic mask box.



**BEWARE: THIS MASK COSTS LESS THAN...**

A tank of gas in your family van!

Your next hot date in the city!

The last two boxes of golf balls you lost!

# KNOW BEFORE YOU BUY[ERS] GUIDE



**Frame:** Hard Plastic or Metal

**Lens:** Single Lens

**Facial Fit:** Narrow + Wide Skirts Available

**Preferred Materials:**  
Silicone - Hypoallergenic

**Glass:** Tempered

**Skirt:** Black or Clear Silicone

**Volume:** High

**Features:** Very Durable and Easiest to Fit



**Frame:** Hard Plastic or Metal

**Lens:** Double Lens

**Facial Fit:** Narrow + Wide Skirts Available

**Preferred Materials:**  
Silicone - Hypoallergenic

**Glass:** Tempered

**Skirt:** Black or Clear Silicone

**Volume:** Low

**Features:** Optical Lense Ready and Popular for Freediving



**Frame:** Frameless

**Lens:** Single Lens

**Facial Fit:** Narrow + Wide Skirts Available

**Preferred Materials:**  
Silicone - Hypoallergenic

**Glass:** Tempered

**Skirt:** Black or Clear Silicone

**Volume:** Medium

**Features:** Large Field of Vision and Increased Comfort